








TerraClear Water Purifier Project, Laos

Impacts contributing to the Global Goals

The figures below represent the impacts towards the Global Goals of TerraClear's Project. These impacts are direct and quantified, and sourced from data approved by a third-party auditor, as required for Gold Standard carbon verification (Designated Operational Entity).

SDG		Impacts contributing to the Global Goals, for the monitoring period from 8/2016 to 7/2018 (both included)		
1 NO POVERTY 	SDG 1. No poverty			
			Value	Unit
	1.5	Value of avoided diarrheal illness mortality*	1,808,445	\$
	1.5	Value of ALRI treatment avoided*	20,736	\$
1.5	Value of ALRI mortality avoided *	1,112,059	\$	
3 GOOD HEALTH AND WELL-BEING 	SDG 3. Good health and well-being			
			Value	Unit
	3.3	Avoided diarrheal illness mortality		5 cases
	3.9	Acute Lower Respiratory Infection (ALRI) treatment avoided		1349 cases
	3.9	ALRI mortality avoided		3 cases
3.9	Users reporting kitchen smoke reduction		100 %	
5 GENDER EQUALITY 	SDG 5. Gender equality			
			Value	Unit
	5.4	Women saving time due to using water filter		54 %
	5.4	Total Value of time savings*	315,829	\$
5.b	Women receiving training in technology		14 %	
6 CLEAN WATER AND SANITATION 	SDG 6. Clean water and sanitation			
			Value	Unit
	6.1	# of corresponding CWP sold & maintained	40,572	water filters
	6.1	# of people supported	179,937	People
6.1	Clean drinking water supplied	381,692,483	liters	

6.1	Clean drinking water supplied per carbon credit	4,699	liter / carbon credit
8	DECENT WORK AND ECONOMIC GROWTH		
	SDG 8. Decent work for all		
		Value	Unit
8.5	People working with TerraClear	74	people
13	CLIMATE ACTION		
	SDG 13. Climate Action		
		Value	Unit
13.2	CO2 emissions avoided	81,226.00	tCO ₂ e
13.2	CO2 emissions avoided per Water Filter per selected MP	2.00	tCO ₂ e / filter / MP
15	LIFE ON LAND		
	SDG 15. Life on land		
		Value	Unit
15.1	Avoided forest degradation	590.67	hectares
15.2	Value of avoided forest degradation*	765,253.46	\$
15.2	Total wood fuel saved	61,569.95	tonnes

* Valuation calculation according to SROI methodology

For more information on this project contact

Justin Bergendahl: j.bergendahl@nexusfordevelopment.org or
Pol Raguénès: p.raguenes@nexusfordevelopment.org